

High intensity led projector, to cover wide zones or to illuminate from great distances.

Depending of the set collocation we can use them as a darkfield (standing out the small relief and cracks) or like a downlight illuminator.

The most typical applications of this light is the measure of objects or the stand out of edges.



LIGHTING TECHNIQUE

Lighting mode: Direct
Light source: 40 high intensity LEDs
Colour (nm): See table 1
LED life: Until 100.000 hours

ELECTRICAL

Max. power supply: 24VDC (Continuous models)
Max. consumption: 120mA (Red Model)
Wire include: VCB018 (See table 2)
Wire terminal: Brown -> 24VDC
 Blue -> 0V (GND)

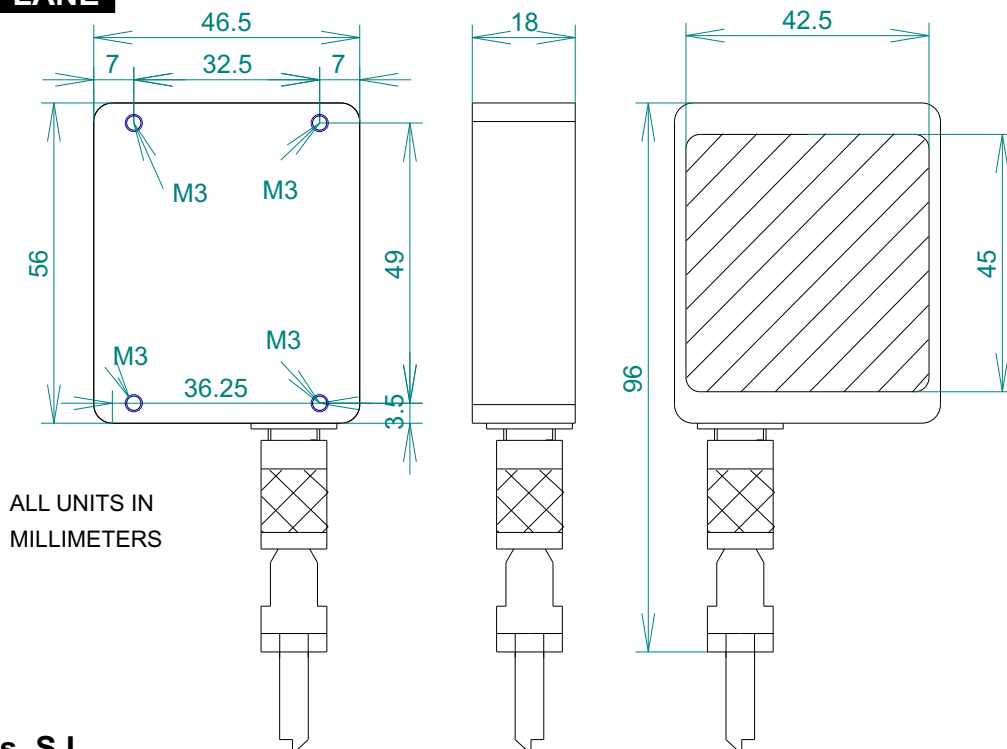
MECHANICAL

LxWxH: See external plane
Mounting: 4 (M3)
Housing material: Black anodized aluminium
Weight: 58 g

ENVIRONMENTAL

Max. Operating Humidity: 95% non-condensing
Operating temp: 0..40°C
Storage temp: 0..60°C

EXTERNAL PLANE




PRY

MODELS

Table 1.

Ligth colour	Wavelength	Type	Reference
Red	630nm	Continuous	PRY0504A-630C
Red	630nm	Strobe	PRY0504A-630S
Near infrared	880nm	Continuous	PRY0504A-880C
Near infrared	880nm	Strobe	PRY0504A-880S
Infrared	940nm	Continuous	PRY0504A-940C
Infrared	940nm	Strobe	PRY0504A-940S
Others	-----	----	Consult

 This system can be polarized. Add **/FPL** at the end of the reference for request it.

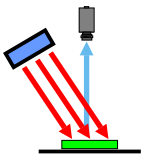
COMPLEMENTS

Table 2.

Complement	Type	Reference
Wire 1.8 m	Wire	VCB018
Wire 2.5 m	Wire	VCB025
Wire 4.0 m	Wire	VCB040
Strobe controller whit 3 outputs	Strobe	VST33I

LIGHTING MODES

DOWN LIGHT PUNCTUAL LIGHTING (HARD)



The light produced by the leds array reaches directly the object. It produces a great contrast and emphasizes the textures, relief's and fissures of the lighted object. Because any relief, even a small one, produces a very defined shadow.

The incidence light angle regarding the lighting plane will determine the degree of the relief's projection. For very small angles regarding the horizontal, the light will produce shadows in the reliefs of the piece.

For angles near 90° with regard to the horizontal, the shadow will be visible just in great reliefs.

Its use is ideal for the detection of pieces and objects and its correct placement, in the detection of edges, scratches or fissures in a certain direction.